

ST. MICHAEL'S SR. SEC.SCHOOL

3, Pusa Road, New Delhi

CLASS- 8 HOLIDAY HOMEWORK

ENGLISH

NOVEL READING AND REVIEW:

1. Download or buy the abridged version of the novel 'Great Expectations' by Charles Dickens and immerse yourself into the narrative and the life of young Pip.
2. After completing the novel, craft a thoughtful review in your English Literature notebook, sharing your insights and reflections. Draw a colourful cover page followed by your review covering character portrayal, writing style, plot development and overall impact. Express your opinion eloquently, providing reasons to support your evaluation.
3. Also highlight your favourite character. Explain what qualities or traits endeared this character to you and how it contributed to the richness of the story.

CURSIVE WRITING:

Practice 10 pages of cursive writing from the literature chapters included in your Mid-term syllabus.

हिंदी

प्रश्न-1 अंतरराष्ट्रीय योग दिवस के लिए एक आकर्षक पोस्टर तैयार कीजिए तथा एक अच्छा सा स्लोगन (नारा) भी लिखिए।(A-4 Sheet)

प्रश्न-2 कक्षा में कराया हुआ कार्य याद कीजिए ।

प्रश्न-3 अपठित गद्यांश का अभ्यास कीजिए ।

प्रश्न-4 एक विज्ञापन का सुंदर प्रस्तुतीकरण अपनी व्याकरण उत्तर पुस्तिका में कीजिए।

MATHS

1. To write and learn the squares of numbers from 11 to 25
2. To write the table of prime numbers between 11 and 50 starting from 13.
3. To verify that the sum of interior angles of a Quadrilateral is 360° (Activity 1, Text book page no. 175)
4. To make a PPT on an Indian Mathematician.

SCIENCE

1. Project- Make an Electroscope (refer L-14 Some Natural Phenomenon)
2. Revise L- 1 Crop Production
L- 5 Coal and Petroleum
L- 6 Combustion and Flame

SOCIAL-STUDIES

1. On a coloured A4 size sheet write -
*What was the immediate cause behind the revolt of 1857?
2. On a Political map of India mark the main 'Centres of Revolt of 1857'.
[Delhi, Agra, Aligarh, Gwalior, Jhansi, Lucknow, Meerut, Kanpur, Faizabad, Varanasi, Nagpur, Murshidabad and Bareilj].
Paste in your SST copy on a coloured A4 size sheet.
*[Ref. Text book- History – L.15 page 135]. Paste in your SST copy on a coloured A4 size sheet.

3. On the basis of the election result, write the name of the -
Ruling Party, their party symbol, image and name of the chosen party leader and the cabinet members with their portfolio.

<h1>18th LOKSABHA</h1>				
<h2>Prime Minister(name and Pic)</h2>				
Home minister (name)	Defence minister (name)	Finance minister (name)	Foreign minister (name)	Education minister (name)
pic	pic	pic	pic	pic

[Submit the work in a folder with- NAME, CLASS & SECTION, ROLL NUMBER]

4. Complete the pending work and revise the chapters.

संस्कृत

- परियोजना कार्य - पाठ-6 सुपद्यानि के दो श्लोकों को लिखकर व चित्र बनाकर उनका हिंदी अनुवाद लिखें। (उत्तर पुस्तिका में)
- कराए गए पाठों का काम पूरा करें तथा याद करें।
- शब्द रूप व धातु रूप उत्तर पुस्तिका में करें।

COMPUTER

Make a Power Point Presentation on Cyber Safety with 15-20 slides.

GENERAL-KNOWLEDGE

Follow the given instructions and complete the given exercises –

Lesson – 15 –‘Group of 20 (G20)’ and

Lesson – 25 - Unitary Method (Mental Maths); and

Current affairs

Note – Exercises that cannot be done in the GK book, have to be done on A4 sheets and submitted separately

MORAL-SCIENCE

- On a coloured A4 size sheet, paste the image and write about the exemplary contribution of any renowned physically challenged person whose contribution to the mankind has amazed everyone and has been a source of inspiration to all. [Refer Chapter – 6 of the Moral Science book for more ideas and guidance].(10 Marks)
Paste in your Moral Science copy
- Make one chart and a colourful poster on A-3 size sheet on any 2 topics from the ones given below (15 Marks)
A) Power of Prayer B) Time Management

C) Feast of St. Michael D) Festival of Light
(Note: Moral Science Holiday H.W. will be assessed for Mid Term Internal Assessment and hence carries marks)


ART-EDUCATION

- 1 Make a poster on “Healing Hands” and “Caring Hearts” on an A3 size sheet.
 - 2 Best out of waste--Make a bottle craft out of waste bottle.
- **Kindly note--Waste material work to be done in the supervision of your parents.


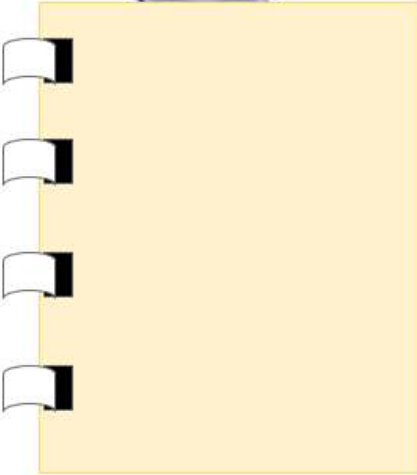
ROBOTICS



Name: _____

Human or Bot ?



Humanoid robots are those that resemble the human body. For this exercise, use the word on the pool to differentiate between robot and human abilities. Inside the illustrative example, write the words that accurately describe it.

- Ability to think
- programmed to perform
- Automatic
- Have emotions

- Consistent
- Restless
- Social
- Ability to adapt

Name: _____

Can You Describe Me?



Robots require essential components to execute their duty or function. For this task, name the following components and explain their functionality in a robot.



Name	Use

Name	Use

DIY projects:

1. MIT app inventor projects
Go to MIT app inventor and code the following projects:-
 - Ball Bounce project
 - Steps Count project
2. Collect some scrap things from your home and build a robotic model out of it. Decorate it also.
3. Get 5 ideas that we can use to build projects using our Amazeheads kit and also mention its use in the real time environment. Write down the idea in a paper and also try to draw its model.