

ST. MICHAEL'S SR.SEC. SCHOOL

3, Pusa Road, New Delhi

CLASS 9 HOLIDAY HOMEWORK

ENGLISH

Aim and Objective: 1-To utilise summer break with creative factual writing.

2- Maintaining daily record of events in the form of diary entries.

Homework: 1- Diary entry on important events that took place during summer break – any

birthday, anniversary or visit to a place of interest. (ANY 2 events/entries)

2-Descriptive writing – people, place or event (any two)

3-Above work to be done in notebook with cover page and index made.

4-This homework is a part of multiple assessments therefore marks will be allotted.

HINDI

1) दो अनुच्छेद और दो चित्र-वर्णन कीजिये। (किसी भी विषय पर)

2) कराए गए पाठों का काम पूरा करें तथा याद करें।

3)व्याकरण का कार्य भी पूरा करें।

MATHS

Make a working model of geometrical concepts.

SCIENCE

Chemistry: Revise Lesson 1

Read Lesson 2

Write the Practical in your Lab manual:

1. Solution, Suspension and colloid

2. Melting point and Boiling point

3. Mixtures and compounds

4. Physical and Chemical changes

5. Law of conservation of Mass

Physics - Do the assignment questions in the notebook.

Revise and Do back exercise questions of Ch - 7 Motion.

Biology- Revise Lesson 5 – The fundamental unit of life

Draw the diagram of plant and animal cells in the biology notebook.

Write the practical in your lab manual:

1.Make a temporary slide of onion peel.

2. Make a temporary slide of human cheek cell.

3.Study the slides of plant and animal tissue.

SOCIAL SCIENCE

As per CBSE guidelines, students of Class IX have to submit a handwritten project on Disaster Management. Students are requested to utilize their vacation to complete this project .

TOPIC OF THE PROJECT – “FOREST FIRES IN UTTARAKHAND”

GUIDELINES FOR SUBMITTING THE PROJECT

1. It should be a hand written project (blue or black pen should be used)

2. You have to use newspaper clippings, maps, diagrams and material from the web

3. Each illustration should be supported with a write up/relevance to the topic

a. The cover page should be written in bold letters with the topic, Name and roll number Follow the sequence of pages as given below:

b. Acknowledgement

c. Index

- d. Define disaster and its types (describe all the types of disaster with effect and mitigation strategies)*
 - e. Introduction to the main topic i.e. Forest Fire
 - f. Reason behind the Forest Fires*
 - g. States which has been affected , how they are affected and casualties
 - h. Steps taken by the Govt.(Both Central & State Govt.)
 - i. Mitigation strategies or Preparedness against Forest Fire
 - j. Lessons learnt (illustrations)*
 - k. Bibliography
- *Maps, pictures, graphs, etc.

- 4. Use hard bound cover and blue cover provided at the time of book purchase
- 5. References: NDMA, CBSE Disaster Management Book, newspapers, Social media

***To be Noted: Each Map & picture (even newspaper cutting) should be labelled Properly**

ART


- 1) Make a Creative Birthday card on an A3 size sheet.
- 2) Make Worli art on an earthen pot or on an empty plastic bottle.

ARTIFICIAL INTELLIGENCE


All the holiday work should be done in interleaf robotics notebook. That means no extra copy or file for vacation work.


Name: _____

Human or Bot ?



Humanoid robots are those that resemble the human body. For this exercise, use the word on the pool to differentiate between robot and human abilities. Inside the illustrative example, write the words that accurately describe it.





- Ability to think
- programmed to perform
- Automatic
- Have emotions

- Consistent
- Restless
- Social
- Ability to adapt

Name: _____

Can You Describe Me?



Robots require essential components to execute their duty or function. For this task, name the following components and explain their functionality in a robot.



Name	Use

Name	Use

DIY projects:

1-MIT app inventor project

Go to MIT app inventor and code the following projects:-

- Ball Bounce project
- Steps Count project

2-Collect some scrap things from your home and build a robotic model out of it. Decorate it also.

3-Get 5 ideas that we can use to build projects using our Amazeheads kit and also mention its use in the real time environment. Write down the idea in a paper and also try to draw its model.

MORAL SCIENCE:

Lessons - 3,6,8 and 9 - chart work or collage (use A3 sheet or full chart)

Parameters - content, creativity, presentation,on time submission

Submission date - 5th July 2024