

# ST. MICHAEL'S SR SEC SCHOOL

3, Pusa Road, New Delhi – 110005

MODEL TEST PAPER : Term II 2023-24 CLASS : Nursery

SUB – English

Name : \_\_\_\_\_ Roll. No. : \_\_\_\_\_ Date : \_\_\_\_\_

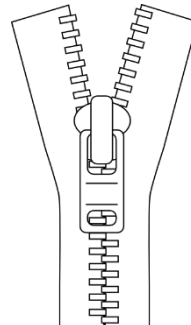






**Q1 : Write Aa to Zz : (10)**









Q2 : Look and Write.

(5)



Q3 : Match the picture with the alphabet

(5)



R

P

K

T

I





A

H

C

S

X





Q2 : Write after – before for the following numbers :-

(5)

	13	
--	----	--

	5	
--	---	--

	8	
--	---	--

	14	
--	----	--

	19	
--	----	--

Q3 : Complete the series.

(5)

42	43	44		
----	----	----	--	--

11	12	13		
----	----	----	--	--

26	27	28		
----	----	----	--	--

36	47	38		
----	----	----	--	--

4	5	6		
---	---	---	--	--

# ST. MICHAEL'S SR SEC SCHOOL

3, Pusa Road, New Delhi – 110005

MODEL TEST PAPER : Term II 2023-24 CLASS : Nursery

SUB – Hindi

Name : \_\_\_\_\_ Roll. No. : \_\_\_\_\_ Date : \_\_\_\_\_

प्रश्न 1 : अ - अः लिखो।

(6)




प्रश्न 2 : सही स्वर पर गोला लगाए।

(2)



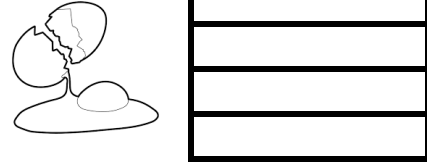
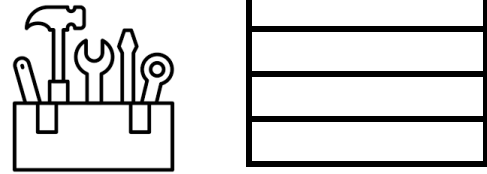
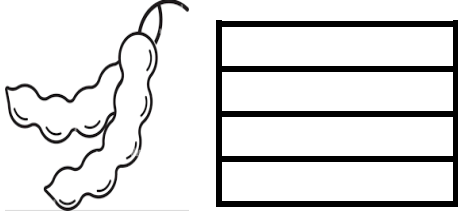
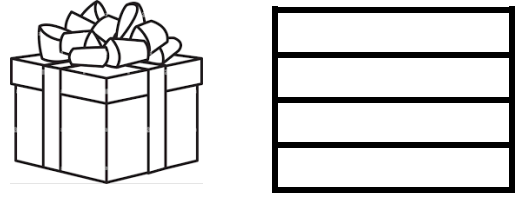
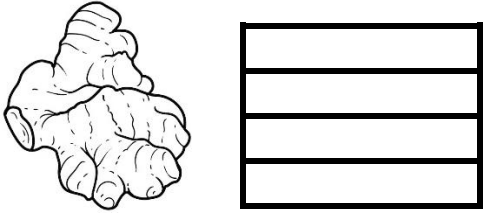
ऊ उ



अं अ

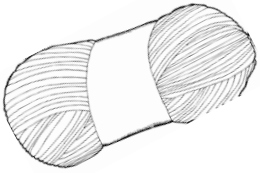
प्रश्न 3 : चित्र देख कर पहला अक्षर लिखें।

(6)



प्रश्न 4 : स्वर को सही चित्र से मिलें।

(6)




ऐ



आ

1

ए



ऊ

औ



ओ



# ST. MICHAEL'S SR SEC SCHOOL

3, Pusa Road, New Delhi – 110005

MODEL TEST PAPER : Term II 2023-24 CLASS : Nursery

SUB – E.V.S.

Name : \_\_\_\_\_ Roll. No. : \_\_\_\_\_ Date : \_\_\_\_\_

**Q: Put a tick (✓) under the birds  
and cross (×) under other animals.**

6



( )



( )



( )



( )



( )



( )



( )



( )

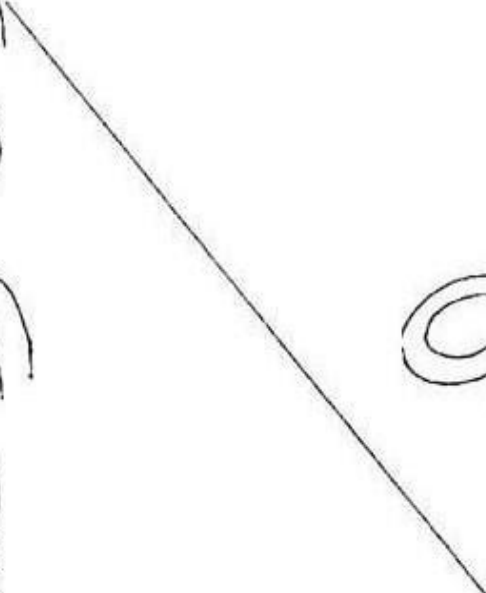


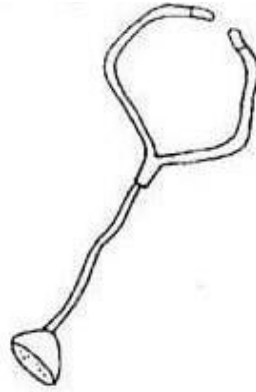


( )





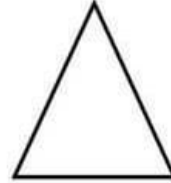




Q. 2 Match the image on the right to their corresponding image on the left and colour.

4



Draw a line from the shape on the left to the matching shape on the right.



Q. 4 Colour the shapes.

4

