

ST. MICHAEL'S SR. SEC. SCHOOL

3, PUSA ROAD, NEW DELHI – 110005

CLASS 4 LILY Holiday homework- 2024-25

HURRAY! IT'S TIME FOR FUN AND PLAY!

IT'S TIME FOR HOLIDAYS!!

Longer days and shorter nights

Dark shades & brighter lights

Favourite music & best friends

Keep away pencils keep away pens.

Make these days the time of your life

And make the nights just as right

This time only comes once a year

So live it up without inhibition

This summer break try and make a difference



-
- *Appreciate Nature - Go for long walks in a park or garden with your family and friends.
 - *Good manners are the key - Respect your parents, grandparents and all elders. Use three magical words (Sorry, Please and Thank you).
 - *Stay Fit, Stay Healthy - Play your favourite game / sport regularly.
 - *Learn about our Heritage – Find some time to visit museums and monuments. Read about them.
 - *Save Nature – Contribute to save our precious environment. Minimize the wastage of resources like water, fuel and electricity.

Must do:- Eat healthy food and drink lots of water & juices.

Read every day. Watch less of T.V.

Instructions for kids:

Do your homework neatly and on your own.

Learn and Revise all the work done in the class.

Make your own time table for summer vacations and get it laminated.

ENGLISH:

Practice one page handwriting daily in the cursive handwriting book till page no.15 .

Do loud reading practice daily. Read short stories .

Make a chart depicting any one English Grammar topic.


Learn synonyms and antonyms . Revise the work done.

MATHS:

ACTIVITY 1- PROPERTIES / FACTS OF ADDITION AND SUBTRACTION

MAKE ICE-CREAM CONE. WRITE THE FACTS/ PROPERTIES OF ADDITION ON ITS SCOOPS. MAKE THE SAME FOR SUBTRACTION.

ACTIVITY 2 - USE COLOURFUL PAPERS TO MAKE FLOWERS OF TABLES OF 14 AND 15.



(AS SHOWN IN THE IMAGE)

ACTIVITY 1 AND 2 HAVE TO BE DONE IN MATHS NOTEBOOK.

DO WORKSHEET IN A SEPARATE NOTEBOOK(SMALL). COVER IT WITH RED COLOUR PAPER.

HINDI:

Do one page of handwriting (of your cursive writing book) everyday .

Read one page from Hindi Newspaper everyday.

Take any 5 pictures and do picture reading activity on it. This can be done on coloured sheets.

Write a paragraph of almost 10 lines.

Practise writing paragraphs on ' Pustak mela' and ' Swatantrata Diwas'.

Revise for Periodic Test 2.

ENVIRONMENTAL STUDIES: Learn well for Term 1 .

Learn drawing diagrams of Digestive system on A 4 size coloured sheet .

Learn to do basic household chores like arranging your books, clothes etc.

Learn to make fireless snacks for yourself.

COMPUTER : Practice typing is word document and formatting it. Revise all the work done .

ART : Draw a beautiful landscape on an A3 size drawing sheet and colour it. Please mention your name and class on this holiday homework.

Best out of waste material- Make any one table decoration or a stitching kit with the waste material and decorate it.

MORAL SCIENCE:

Design a poster to spread awareness on 'Good touch and bad touch '.

R.no. 1 to 21 – Write my safety rules.

R.no. 22 to 46 – Write slogans on “ Good touch and Bad touch “.

General Knowledge :

Revise all the work done. Learn all the current affairs.

ROBOTICS LESSON


ROBOTICS CAREERS

Use the text to review and take notes over careers in the robotics field.

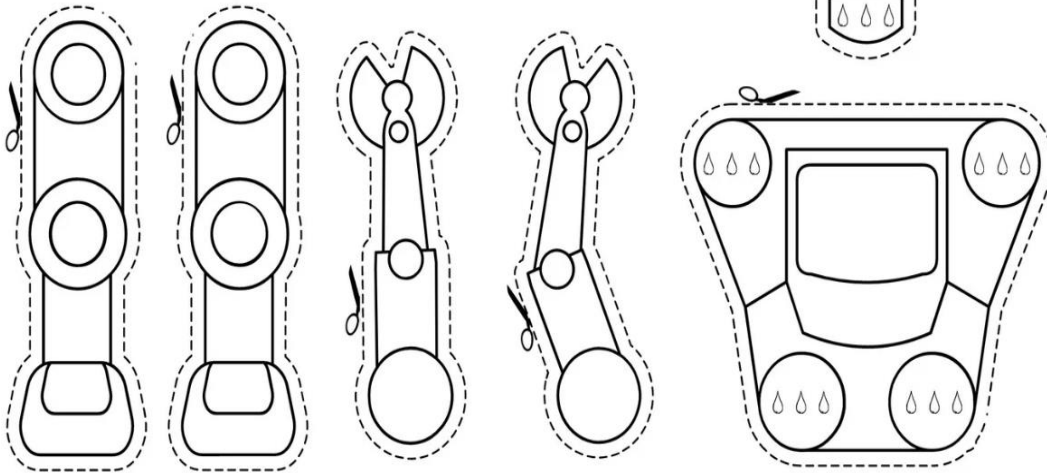
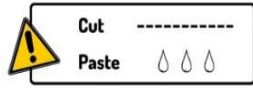
Robotics Researcher	Robotics Technician
<hr/> <hr/> <hr/> <hr/>	<hr/> <hr/> <hr/> <hr/>
Computer Scientist	Robotics Applications
<hr/> <hr/> <hr/> <hr/>	<hr/> <hr/> <hr/> <hr/>
Robotics Engineer	Robotics Professional to Interview
<hr/> <hr/> <hr/> <hr/>	<hr/> <hr/> <hr/> <hr/>




CUTE ROBOT



- Paint the robot parts.
- Cut the robot from the dotted lines.
- Paste at the marked places.



DIY paper Robot



Follow the step:



- Use carboards or empty boxes of different sizes
- Cover it using colorful chart paper.
- Take strips of chart paper to make hands and legs.
- Make use of sketch pen to draw eyes and mouth.