



*St. Michael's Sr. Sc. School
3, Pusa Road, New Delhi - 110 005*

HOLIDAY HOMEWORK 2024-25
NURSERY



**Summer is messy,
Summer is fun,
Trips to the beach,
In the hot, hot Sun,
Let's give summer,
A big fat cheer!
Summer is the best time of the year.**

Dear Parent,

Children are born with natural curiosity and inquisitiveness about the world around them. It is important for us to help them keep this spark alive and to make learning fun.

Summer Vacation is just round the corner, let every moment of this vacation be a time to unite, connect and enjoy beautiful moments with your child.

Here are some activities given to help your child become independent and confident:-

Independent Me

- Buttoning and Unbuttoning
- Put on your Socks and Shoes
- Keeping belongings back in their place
- Filling the water bottles
- Keeping room clean and well-organized
- Tear a Chapati and eat your Meal on your own

Alone we can do so little; together we can do so much. (Social Skills)

- Wish your elders with a smile
- Go outdoors and play with your friends
- Use magical words: Sorry, Please, Excuse Me, Thank You

One, who maintains cleanliness, keeps away diseases. (Personal Hygiene)

- Brushing teeth twice a day.
- Combing hair regularly
- Bathing everyday
- Washing hands before and after meals.

Reading is Fun

Children are made readers on the laps of their parents.

- Make reading a regular practice with pictures and large text.
- Make bed-time stories a part of your child's daily routine.

The teachers are trying to encourage the children to use simple words , phrases and sentences in school and at home like.



ALL ABOUT ME

- What is your name?
- How old are you?
- In which class do you read?
 - What is the name of your school?
 - What is the name of your teacher?
 - What is your father's and mother's name?
- May I come in ma'am?
- May I Drink water?
- May I go to the toilet?
- I am feeling hungry.
- Please give me a glass of water.
- Please trim my nails.
- Please tell me a story.
- I am feeling sleepy.

As per the school closes for the summer break we have planned some worksheets, activities for your child to enhance his or her learning skills in a fun filled way. Kindly appoint specific time for the same every day.

Make your ward revise and practice following rhymes.


Chubby Cheeks.....

Johnny Johnny.....

Two Little Hands



SUBJECT: ENGLISH
WORKSHEET NO. 1




Tracing Practice II

Directions: Trace the lines in each row.






Vertical dashed lines for tracing
Horizontal dashed circles for tracing
Diagonal dashed lines (upward slope) for tracing
Diagonal dashed lines (downward slope) for tracing



WORKSHEET NO. 2



Let's score a point! Help the balls reach their goals by tracing the curved lines from left to right.



WORKSHEET NO. 3

Tracing the letter






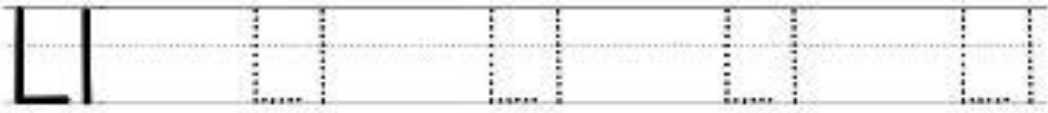




Worksheets
PLANET

I	i	I	i	I	i	I	i	I	i
I	i	I	i	I	i	I	i	I	i
I	i	I	i	I	i	I	i	I	i
I	i	I	i	I	i	I	i	I	i

WORKSHEET NO. 4

Trace the letters.



ACTIVITIES:

EVS - Use your creativity and help your child to make any 1 Fruit of his/her choice on A4 size sheet and Laminate it & make him learn any 2 lines on it along with introduction. Later on children will be using it as a table mat in the class.

Maths:

- Practice recognition of numbers 1-10
- Practice object counting orally
- Listen to the number song

Art – Draw a fruit basket with any 4 fruits on an A4 size sheet. The child can only colour it. Mention your child's name on it and get it laminated.

