

ST. MICHAEL'S SR. SEC. SCHOOL

3, PUSA ROAD, NEWDELHI – 110005



NAME _____

CLASS

NURSERY

Dear Parent,

Children are born with natural curiosity and inquisitiveness about the world around them. It is important for us to help them keep this spark alive and to make learning fun.

Summer Vacation is just round the corner, let every moment of this vacation be a time to unite, connect and enjoy beautiful moments with your child.

Here are some activities given to help your child become independent and confident: -

Independent Me

- Buttoning and Unbuttoning.
- Put on your Socks and Shoes.
- Keeping the belongings back in their place/bag.
- Filling the water bottles.
- Keeping room clean and well-organized.
- Tear a Chapati and eat your Meal on your own.
- Learning how to zip the school bag.

Alone we can do so little; together we can do so much. (Social Skills)

- Wish your elders with a smile
- Go outdoors and play with your friends
- Use magical words: Sorry, Please, Excuse Me, Thank You

ALL ABOUT ME

The teachers are trying to encourage the children to use simple words, phrases and sentences in school and you must make the child to practice at home like.

- May I come in ma'am!
- May I Drink water!
- May I go to the toilet!
- I am feeling hungry!
- Please give me a glass of water!

Practice following conversational questions:

Q 1. What is your name?

Ans. My name is

Q 2. What is your father's name?

Ans. My father's name is

Q 3. What is your mother's name?

Ans. My mother's name is

Q 4. What is your class teacher's name?

Ans. My class teacher's name is

Q 5. In which class do you study?

Ans I study in class Nursery.

Q 6. In which school do you study?

Ans. I study in St. Michael's School.

Q 7. How old are you?

Ans . I am years old.

READING IS FUN

Children are made readers on the laps of their parents.

- Make reading a regular practice with pictures and large text.
- Make bed-time stories a part of your child's daily routine.

English

- Practice pattern in English (pink Cover) copy.
 - Standing Line (|)
 - Sleeping Line (—)
 - Slanting Line (/, \)
 - Curves (C, O)
- Do alphabet reading (Aa to Zz) of pictures and recognition every day from English reading book.
- Listen to phonic song
<https://www.youtube.com/watch?v=2n4enj6YMnw>
- Learn the rhymes :

Note: Make the child practice pattern thoroughly, so that they can easily write alphabets.

Maths

- Read and recognize Numbers 1 to 10.
- Practice object counting.
- Learn Counting 1 to 10.

Hindi

- Practice pattern writing (3) in hindi copy (5 Lines).
- Read and recognize अ से अः
- Learn the following rhymes:

E.V.S.

A. Make your ward learn the following self-introduction lines:

- My name is.....
- I am a boy / girl.
- I am years old.
- I study in Pre-School Stars.

B. Feed the birds and animals around you.

C. Water the plants.

D. Kindly make your ward use these 4 magical words: PLEASE,
THANK YOU, SORRY, EXCUSE ME to inculcate good manners.

NOTE: While doing the activity B and C click a picture and paste in the scrap book along with the given worksheet.

Art

Make any 4 favourite fruits of your child on an A3 size *single* drawing sheet, help the child in colouring these pictures, and get this sheet laminated.

Kindly Note:

- Take a printout of worksheets and help your child to complete them.
- Holiday homework will be evaluated and will have weightage.
- All the holiday homework should be well-labeled and submitted on the first day of reopening day.



Count the presents

Kindergarten Counting Worksheet

Count and match.

10



7



6



9



8



Count the gifts

Kindergarten Counting Worksheet

Count and match.



3



10



7



8




6


Count the feathers

Kindergarten Counting Worksheet


Count the feathers. Circle the answers.



8
7
6



7
10
4



7
8
5



6
5
2



3
8
4

Count the objects

Kindergarten Counting Worksheet

Count and circle the answers.



6

OR

5



4

OR

3



5

OR

4



2

OR

1



9


OR

8


Count the balls

Kindergarten Counting Worksheet

Count the balls. Circle the answers.




2 9 7 4 8



5 8 6 7 9



5 2 1 4 2




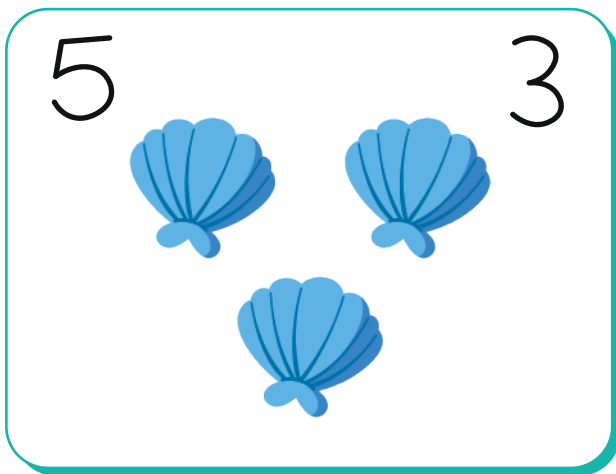
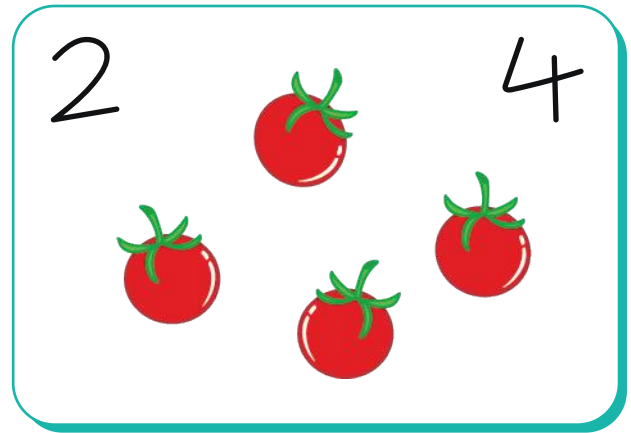


2 1 4 8 3

Count the objects

Kindergarten Counting Worksheet

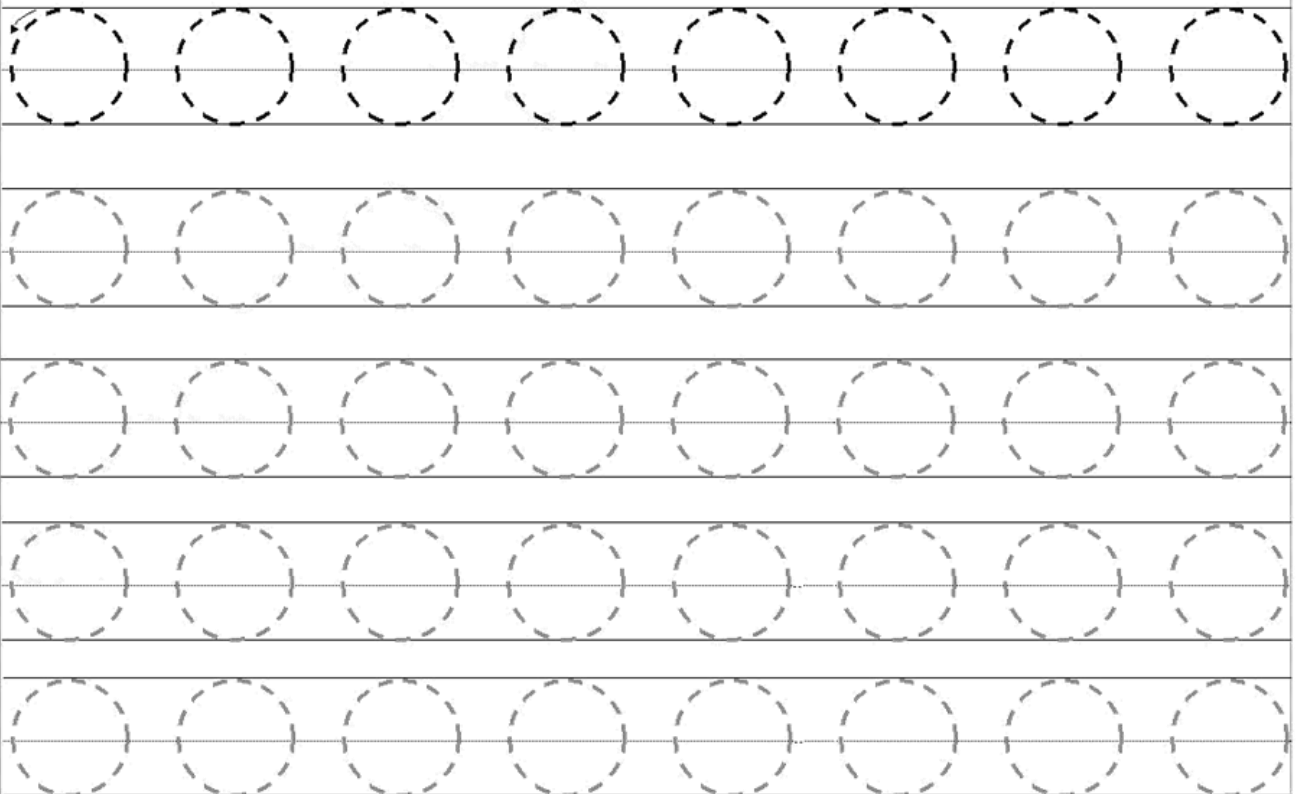
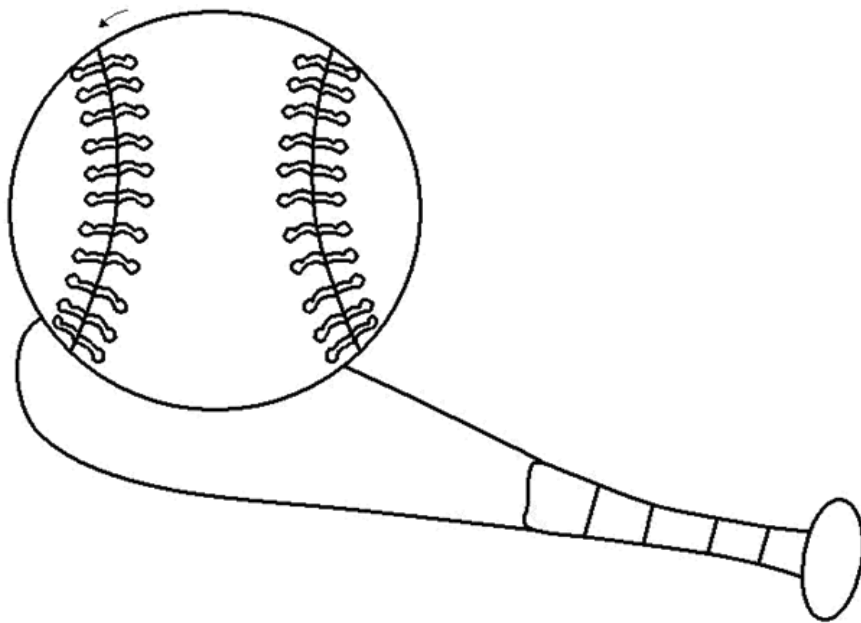
Count and circle the answer.



Name: _____

Date: _____


Trace The Circles



Name: _____

Date: _____

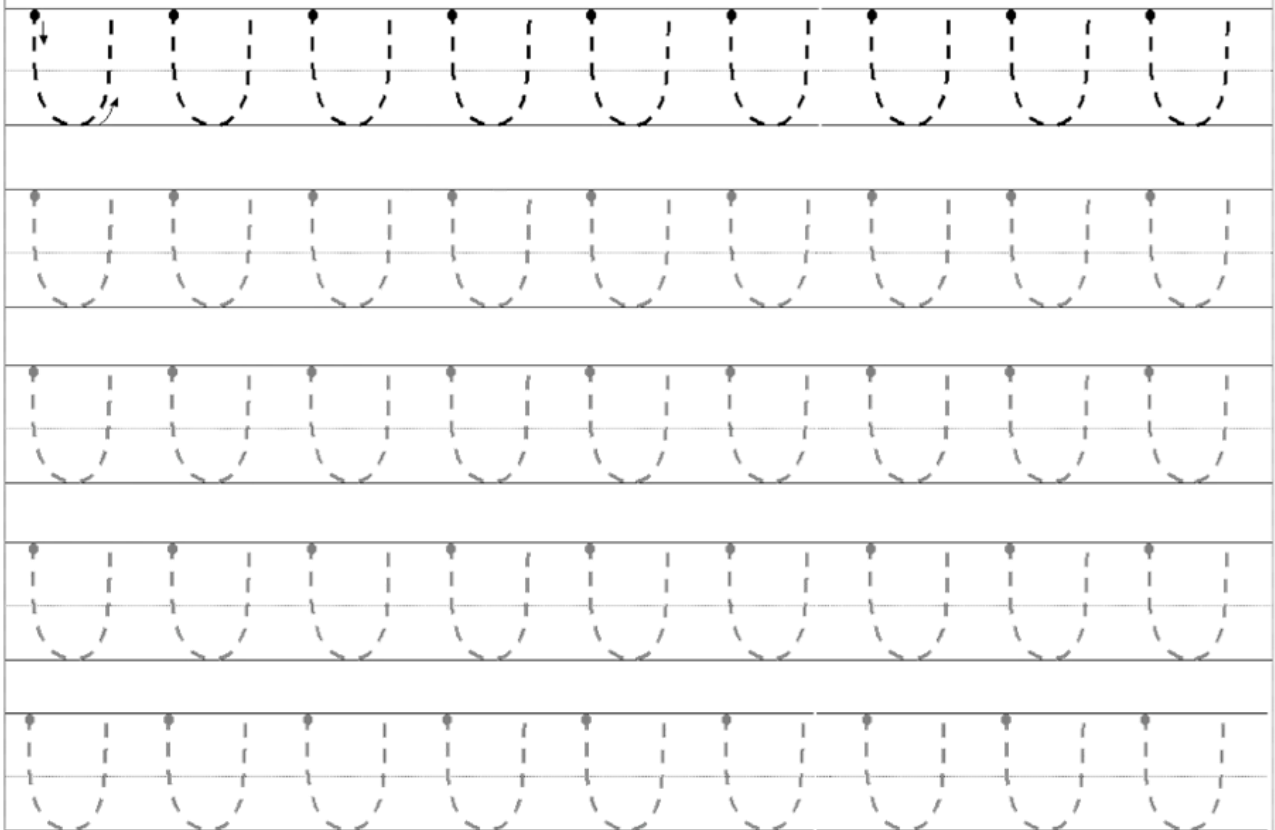

Trace The Curve Lines



Name: _____

Date: _____

Trace The Curve Lines





Copyright © 2020 www.funwithworksheets.com All rights reserved.

Visit www.FunWithWorksheets.com for free printable worksheets

Name: _____

Date: _____

Trace The Slanting Lines




Copyright © 2020 www.funwithworksheets.com All rights reserved.

Name: _____

Date: _____


Trace The Slanting Lines



Name: _____

Date: _____

Trace The Standing Lines

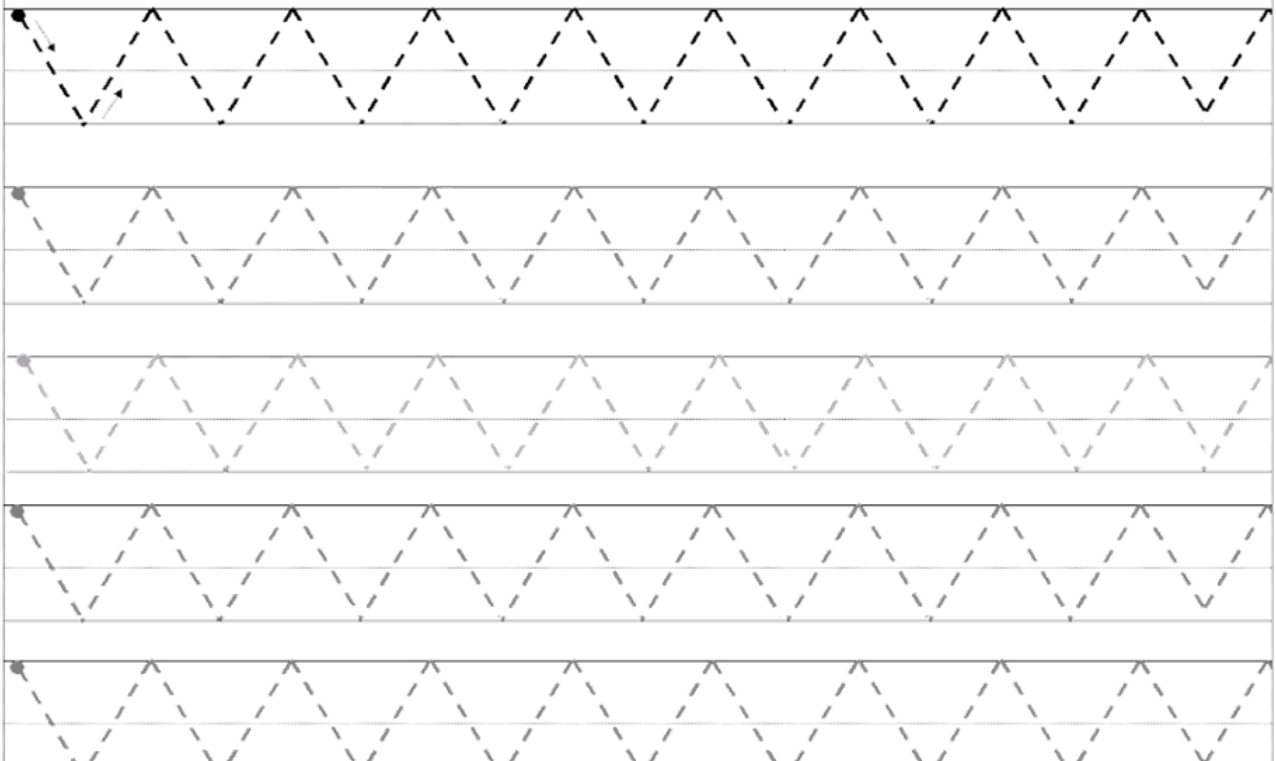
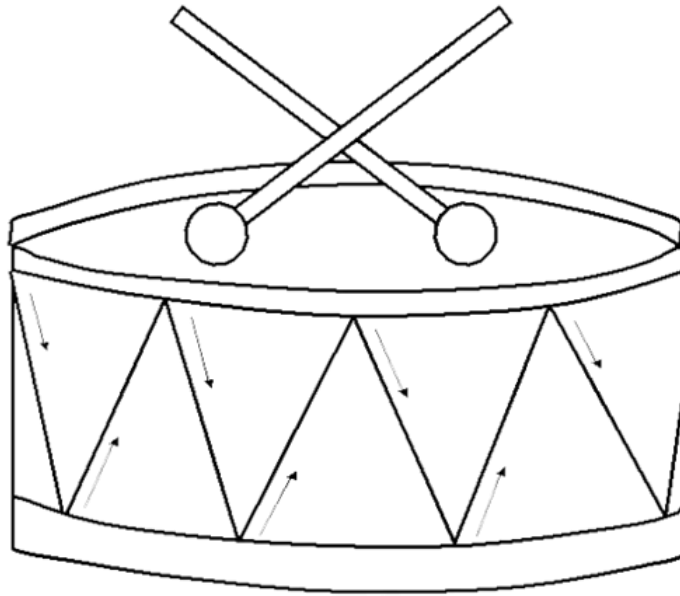


↓											

Name: _____

Date: _____

Trace The Zig-Zag Lines



Copyright © 2020 www.funwithworksheets.com All rights reserved.